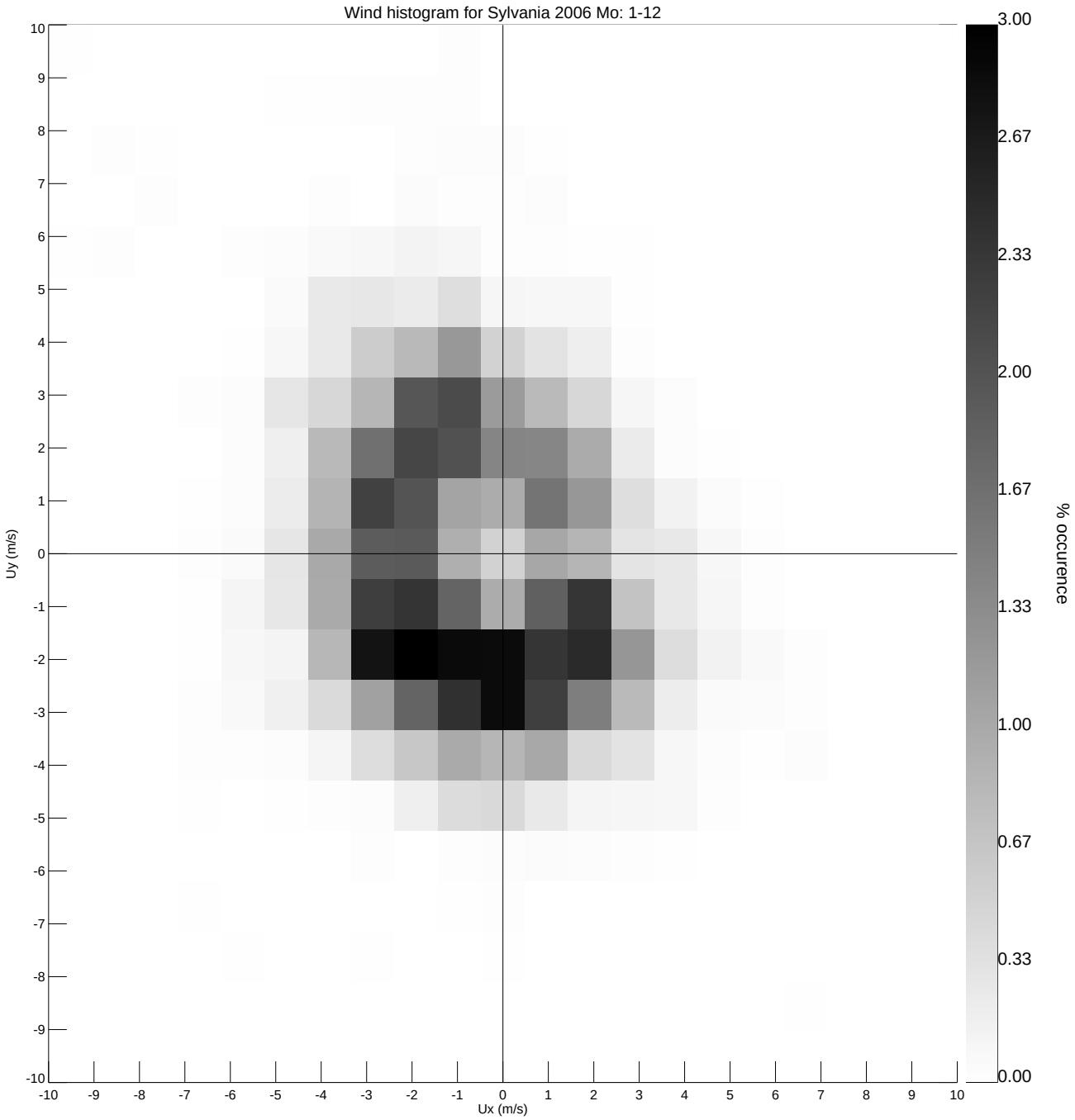
Wind histogram for Sylvania 2006 Mo: 1-12
Uy (m/s)
Ux (m/s)
% occurence
10
9
8
7
6
5
4
3
2
1
0
-1
-2
-3
-4
-5
-6
-7
-8
-9
-10
-10 -9 -8 -7 -6 -5 -4 -3 -2 -1 0 1 2 3 4 5 6 7 8 9 10
3.00
2.67
2.33
2.00
1.67
1.33
1.00
0.67
0.33
0.00

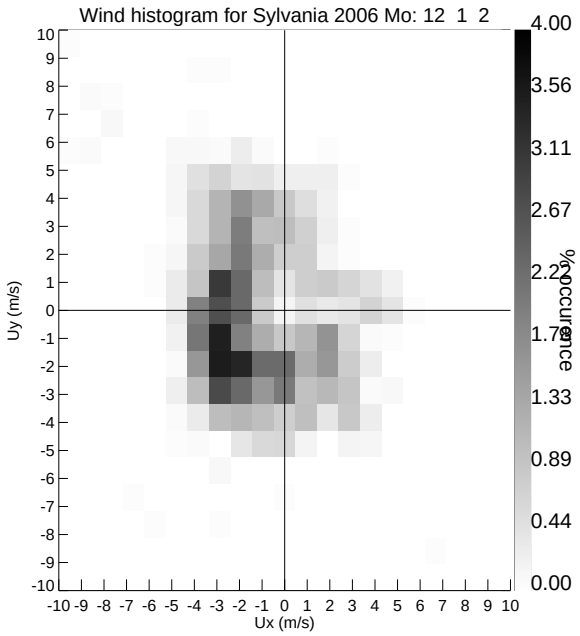
Wind histogram for Sylvania 2006 Mo: 12 1 2
Uy (m/s)
Ux (m/s)
% occurence
4.00
3.56
3.11
2.67
2.22
1.78
1.33
0.89
0.44
0.00

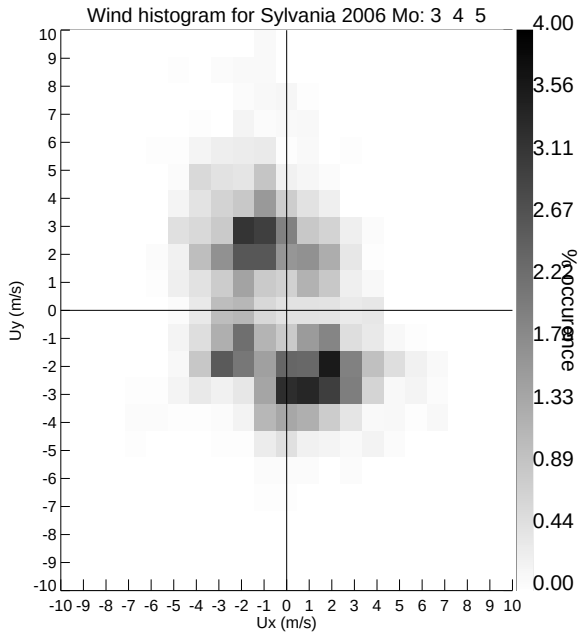
Wind histogram for Sylvania 2006 Mo: 3 4 5
Uy (m/s)
Ux (m/s)
% occurence
4.00
3.56
3.11
2.67
2.22
1.78
1.33
0.89
0.44
0.00

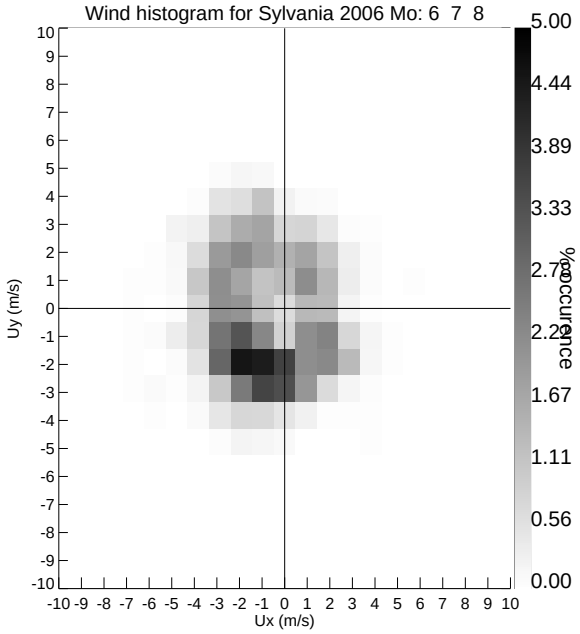
Wind histogram for Sylvania 2006 Mo: 6 7 8
Uy (m/s)
Ux (m/s)
% occurence
5.00
4.44
3.89
3.33
2.78
2.22
1.67
1.11
0.56
0.00

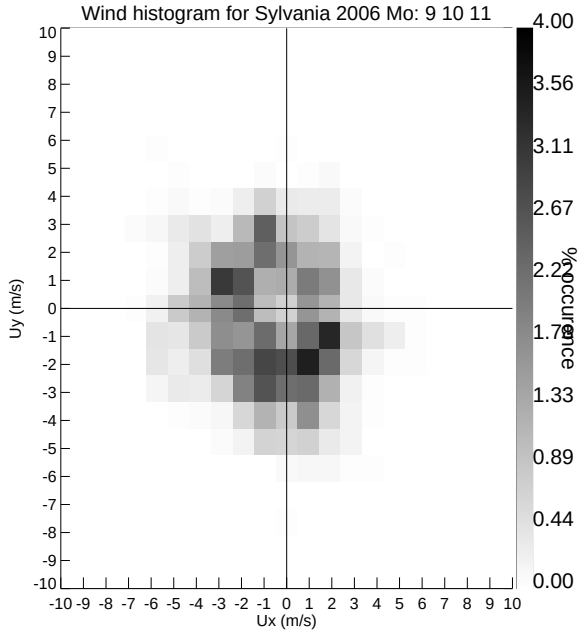
Wind histogram for Sylvania 2006 Mo: 9 10 11
Uy (m/s)
Ux (m/s)
% occurence
4.00
3.56
3.11
2.67
2.22
1.78
1.33
0.89
0.44
0.00