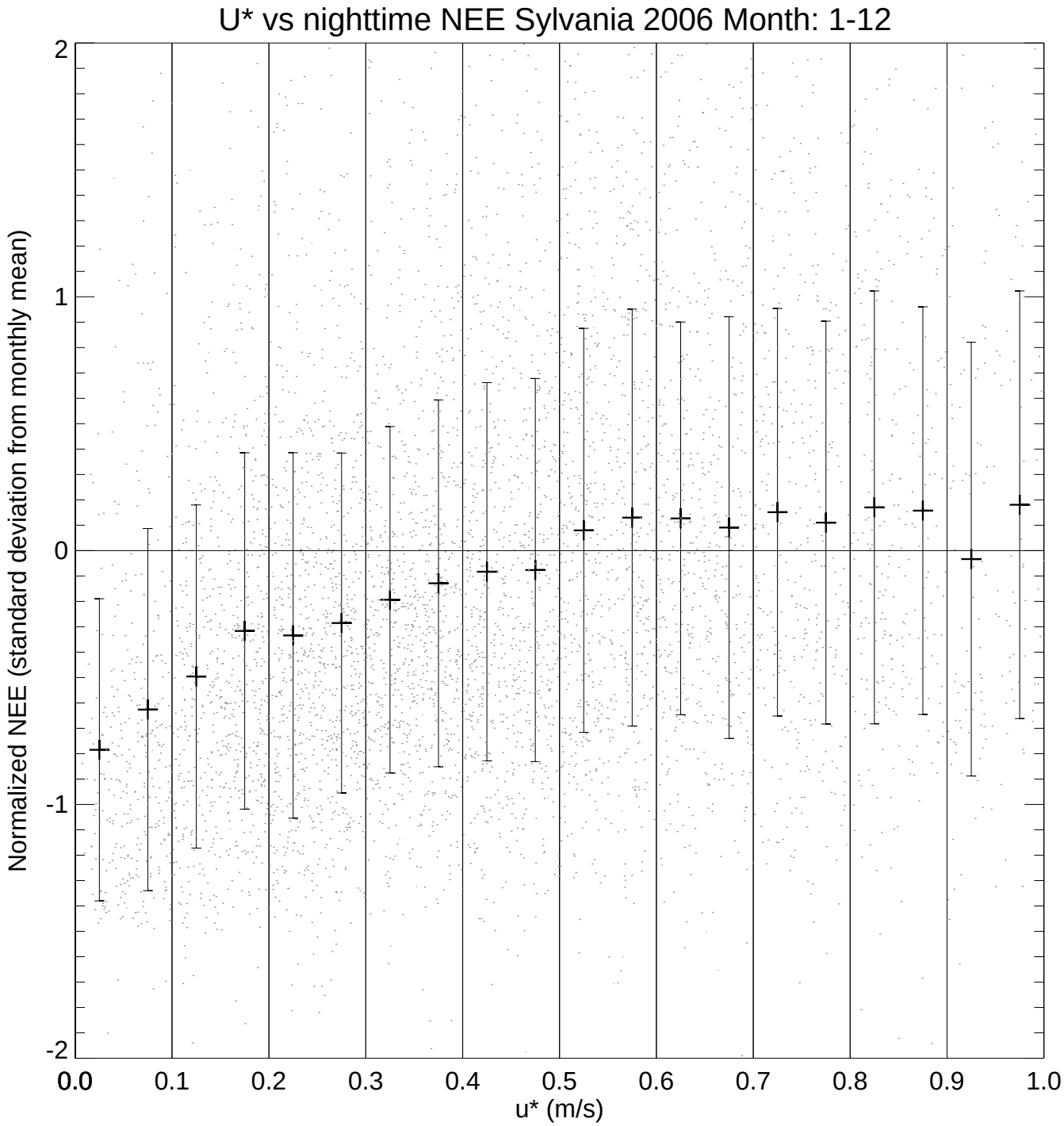
U* vs nighttime NEE Sylvania 2006 Month: 1-12
Normalized NEE (standard deviation from monthly mean)
2
1
0
-1
-2
0.0
0.1
0.2
0.3
0.4
0.5
0.6
0.7
0.8
0.9
1.0
u* (m/s)

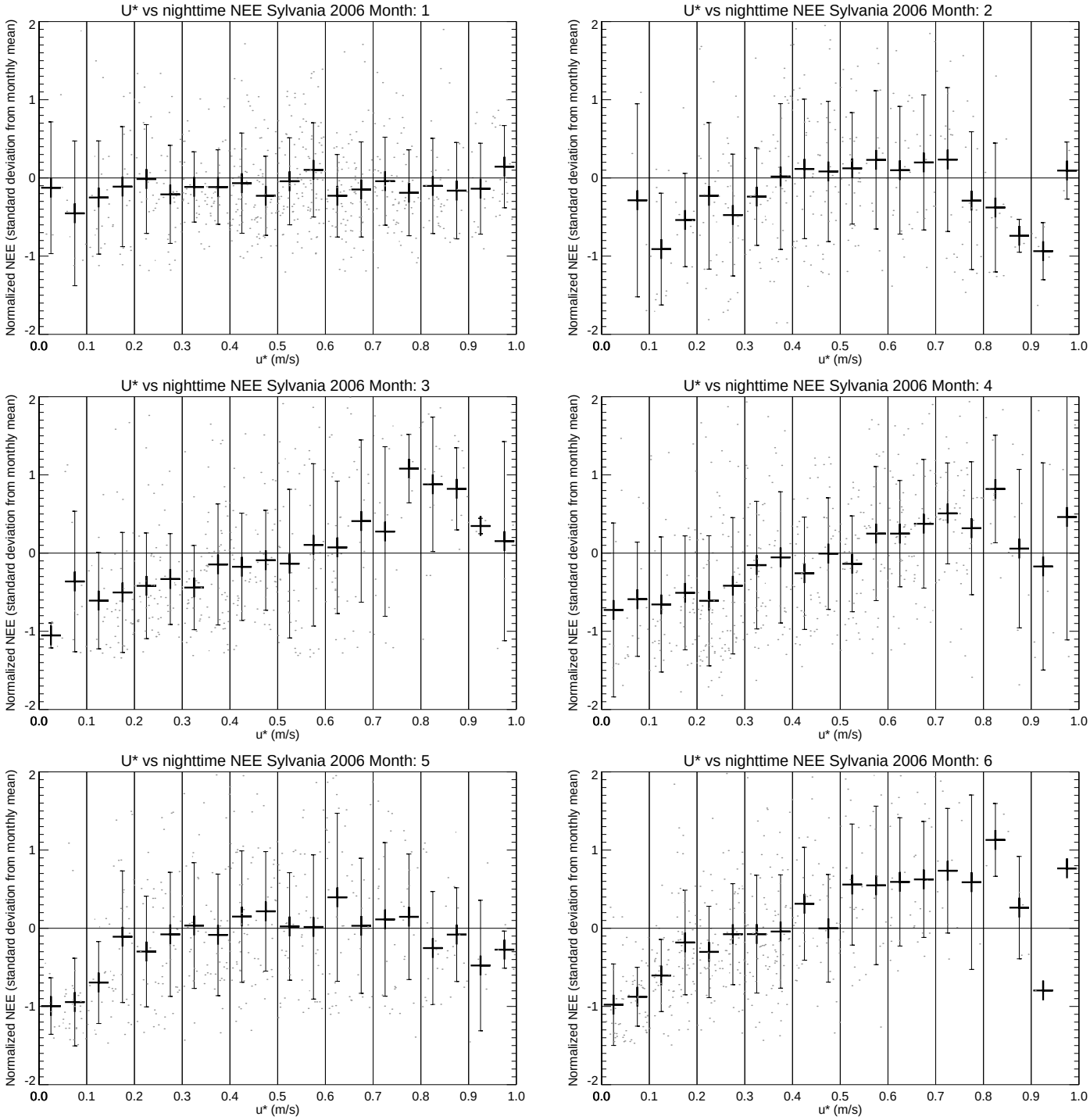
U* vs nighttime NEE Sylvania 2006 Month: 1
U* vs nighttime NEE Sylvania 2006 Month: 2
U* vs nighttime NEE Sylvania 2006 Month: 3
U* vs nighttime NEE Sylvania 2006 Month: 4
U* vs nighttime NEE Sylvania 2006 Month: 5
U* vs nighttime NEE Sylvania 2006 Month: 6
Normalized NEE (standard deviation from monthly mean)
u* (m/s)
2
1
0
-1
-2
0.0
0.1
0.2
0.3
0.4
0.5
0.6
0.7
0.8
0.9
1.0

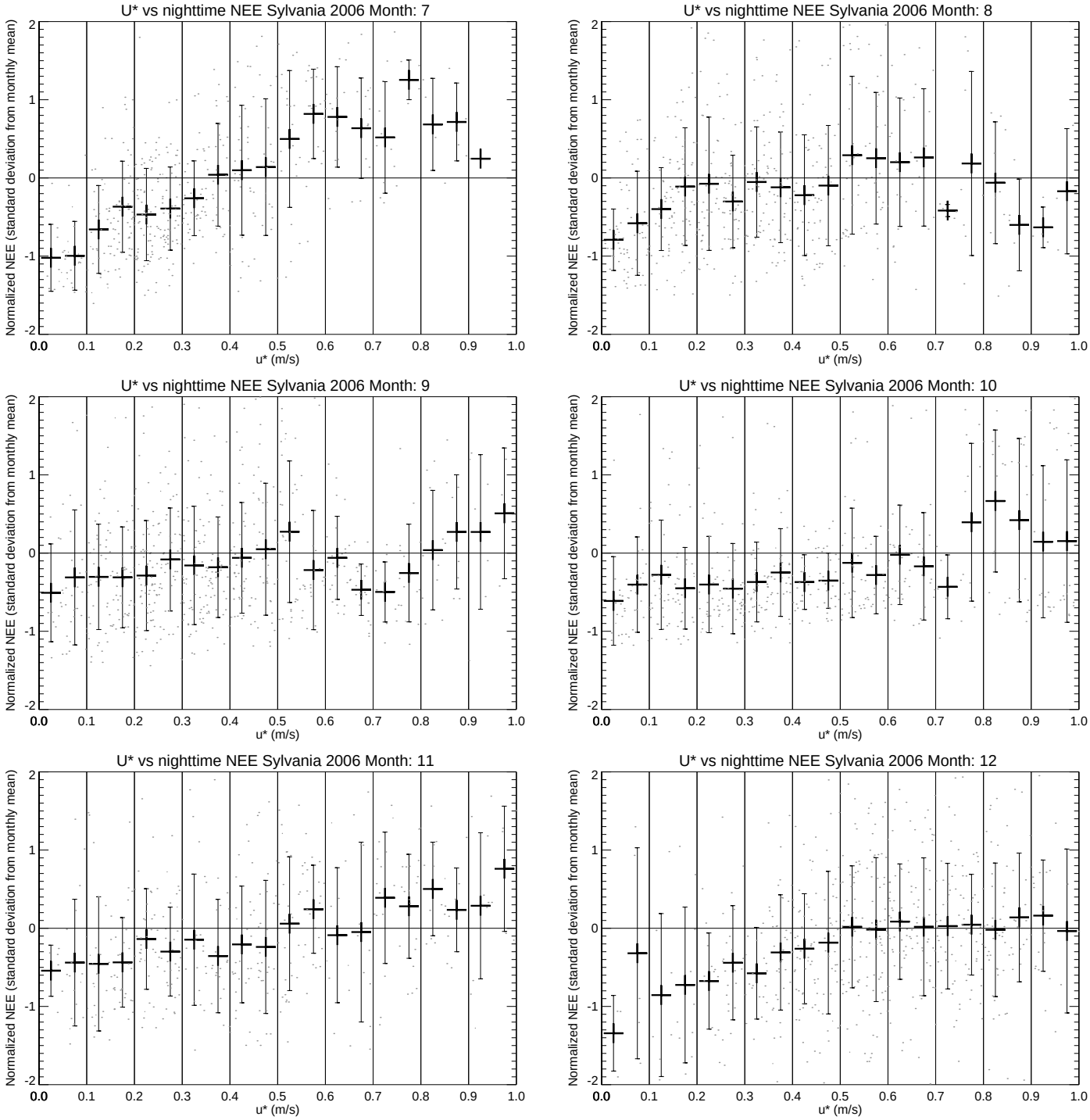
U* vs nighttime NEE Sylvania 2006 Month: 7
U* vs nighttime NEE Sylvania 2006 Month: 8
U* vs nighttime NEE Sylvania 2006 Month: 9
U* vs nighttime NEE Sylvania 2006 Month: 10
U* vs nighttime NEE Sylvania 2006 Month: 11
U* vs nighttime NEE Sylvania 2006 Month: 12
Normalized NEE (standard deviation from monthly mean)
u* (m/s)
2
1
0
-1
-2
0.0
0.1
0.2
0.3
0.4
0.5
0.6
0.7
0.8
0.9
1.0