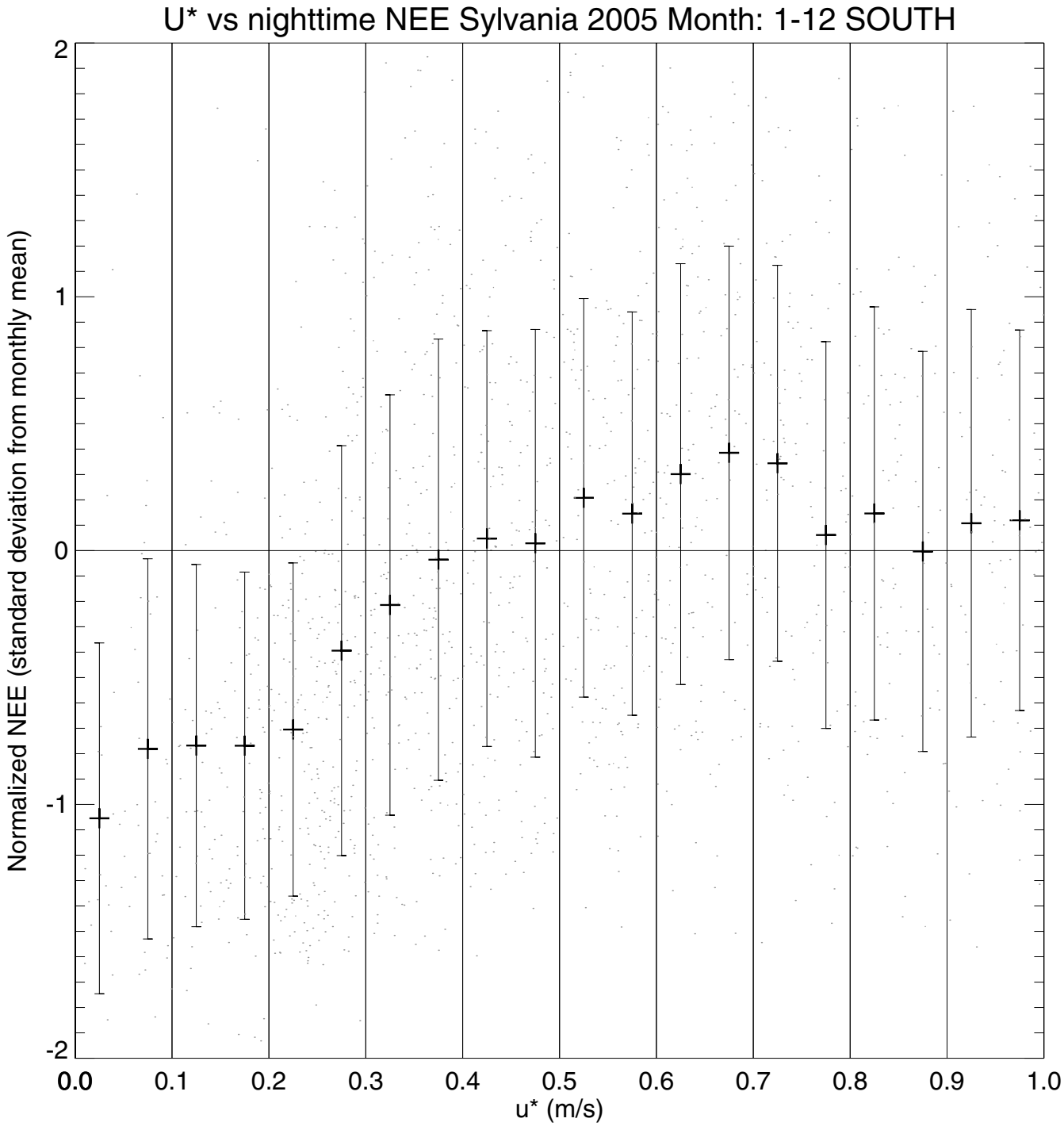
U* vs nighttime NEE Sylvania 2005 Month: 1-12 SOUTH
Normalized NEE (standard deviation from monthly mean)
u* (m/s)
2
1
0
-1
-2
0.0
0.1
0.2
0.3
0.4
0.5
0.6
0.7
0.8
0.9
1.0

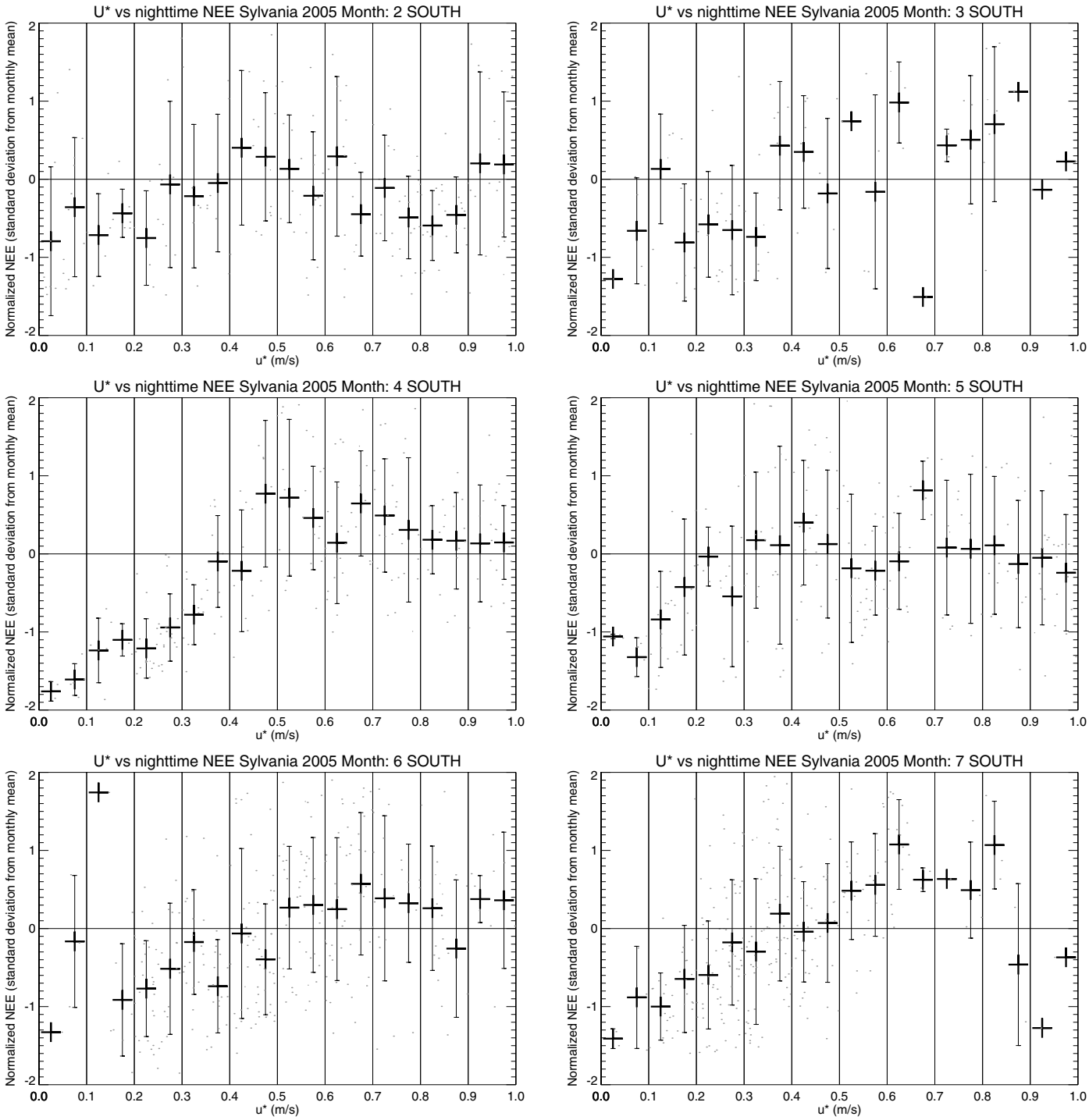
U* vs nighttime NEE Sylvania 2005 Month: 2 SOUTH
U* vs nighttime NEE Sylvania 2005 Month: 3 SOUTH
U* vs nighttime NEE Sylvania 2005 Month: 4 SOUTH
U* vs nighttime NEE Sylvania 2005 Month: 5 SOUTH
U* vs nighttime NEE Sylvania 2005 Month: 6 SOUTH
U* vs nighttime NEE Sylvania 2005 Month: 7 SOUTH
Normalized NEE (standard deviation from monthly mean)
u* (m/s)
2
1
0
-1
-2
0.0
0.1
0.2
0.3
0.4
0.5
0.6
0.7
0.8
0.9
1.0

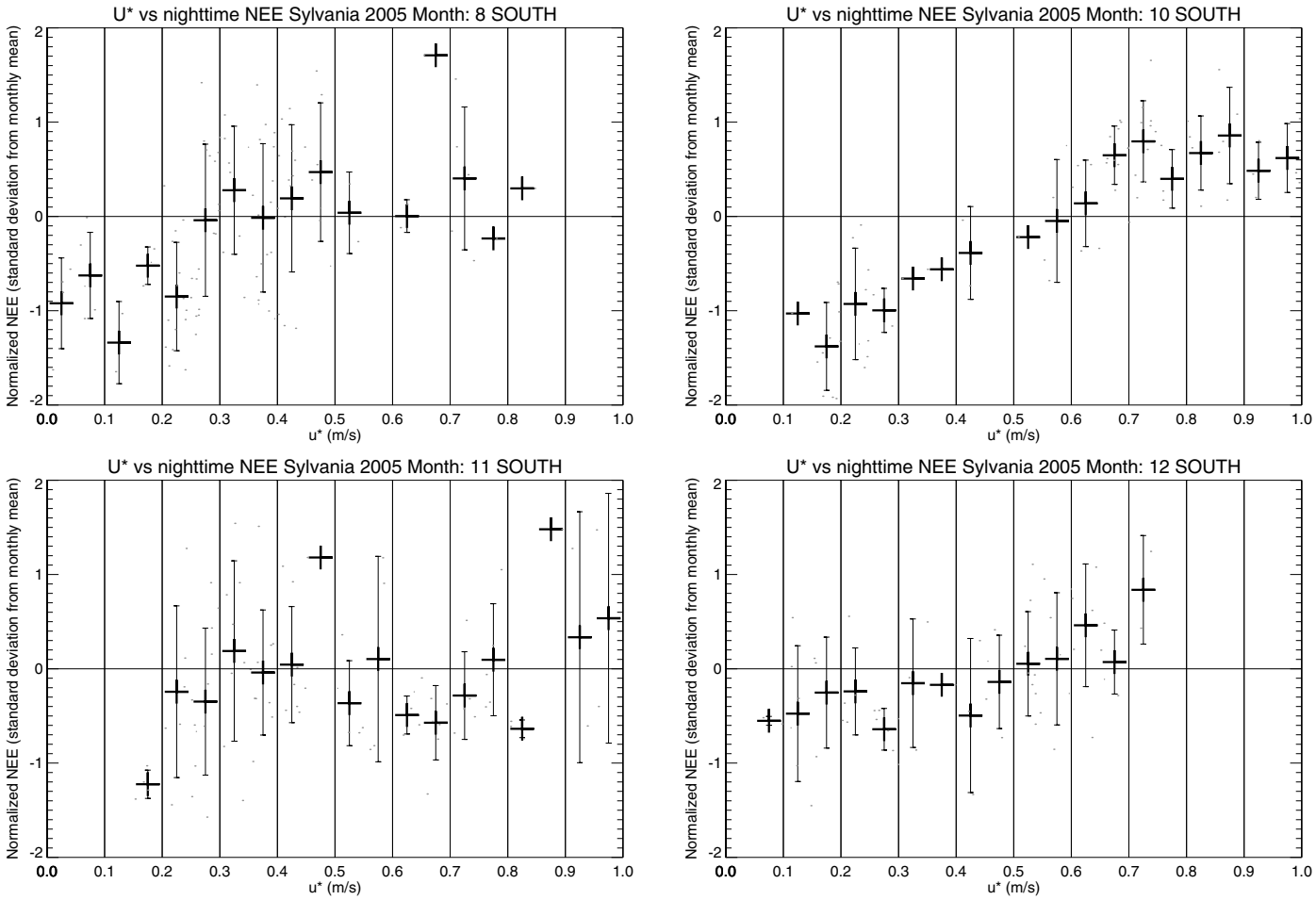
U* vs nighttime NEE Sylvania 2005 Month: 8 SOUTH
U* vs nighttime NEE Sylvania 2005 Month: 10 SOUTH
U* vs nighttime NEE Sylvania 2005 Month: 11 SOUTH
U* vs nighttime NEE Sylvania 2005 Month: 12 SOUTH
Normalized NEE (standard deviation from monthly mean)
u* (m/s)
2
1
0
-1
-2
0.0
0.1
0.2
0.3
0.4
0.5
0.6
0.7
0.8
0.9
1.0